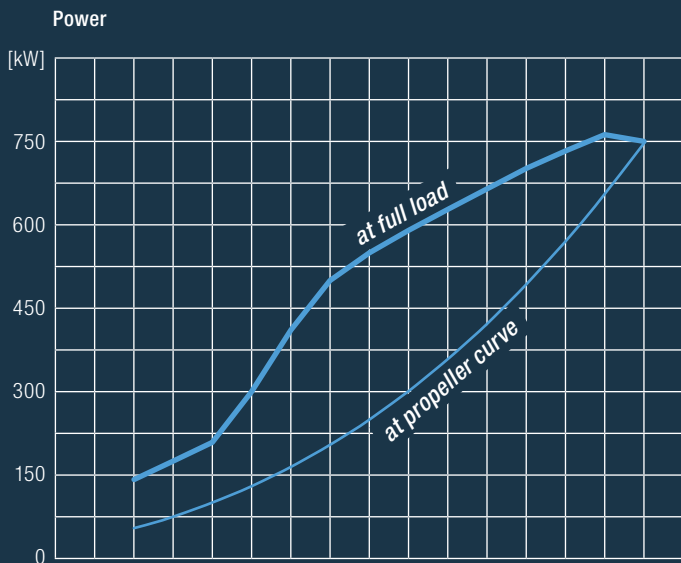
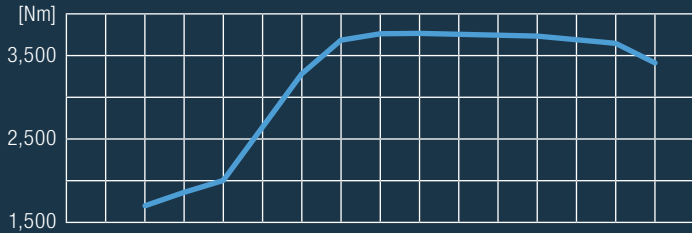


Power charts D2842.

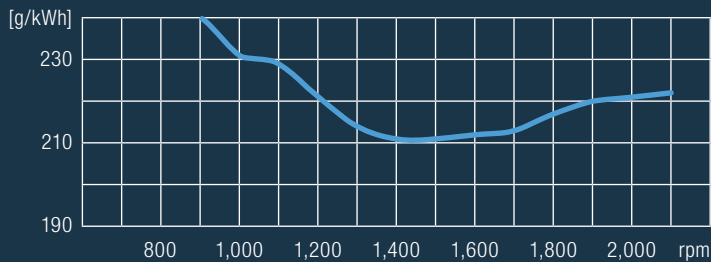
D2842 LE 410 with 749 kW



Torque

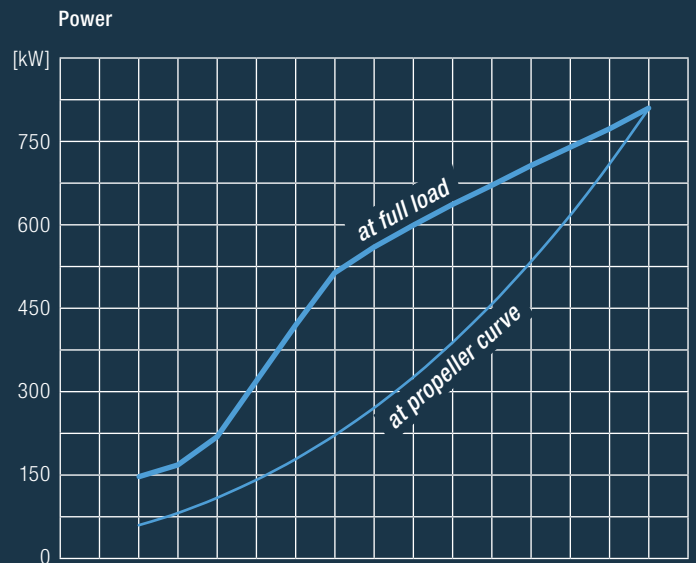


Specific fuel consumption (full load)

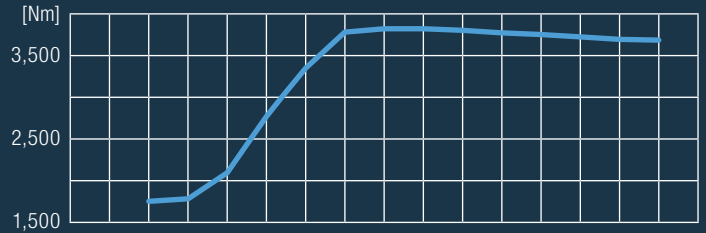


■ D2842 LE 410 with 749 kW (1,019 hp at 2,100 rpm)

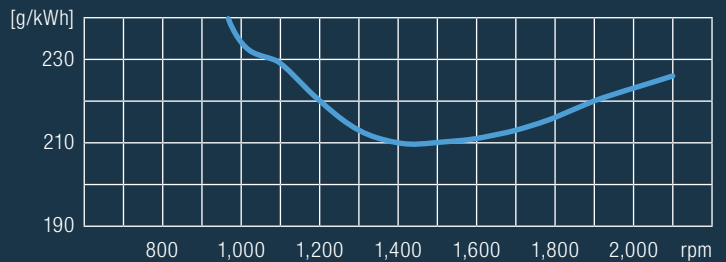
D2842 LE 410 with 809 kW



Torque



Specific fuel consumption (full load)



■ D2842 LE 410 with 809 kW (1,100 hp at 2,100 rpm)

D 114.535 · mu 08114 · Printed in Germany

Text and illustrations are non-binding.

We reserve the right to make modifications for reasons of technical progress.

MAN Truck & Bus AG

Sales Engines & Components

Vogelweiherstraße 33


90441 Nürnberg

marinemotor@man.eu

www.man-engines.com

A member of the MAN Group





D2842.

MAN high speed marine engines for medium duty applications.



Full speed ahead.

Typical applications for medium duty boats cover goods and passenger transportation as well as escort and patrol duties at sea. MAN marine diesel engines perform these tasks reliably and efficiently with high power outputs. With ratings from 400 hp to 1,400 hp they have powerful acceleration and high tractive power. MAN engines meet the current emission standards and are environmentally friendly. The worldwide service network ensures minimal maintenance effort and a customer-oriented service.

Engine description D2842.

Characteristics

- Cylinders and arrangement: 12 cylinders in 90° V design
- Operation mode: 4-stroke diesel engine, watercooled
- Turbocharging: Exhaust turbocharger with intercooler, boost pressure control with waste gate
- Number of valves: 2 valves per cylinder
- Fuel system: Direct fuel injection with Bosch injection pump
- Engine block: High-strength casting with integrated oil and water ducts and replaceable cylinder liners
- Engine lubrication: Closed system with forced feeding, oil cooling and filtering
- Type of cooling: Seawater cooled heat exchanger
- Engine control: Electronic injection control for LE 410
Electronic engine monitoring unit
Electronic engine monitoring including diagnostic unit for LE 410
- Exhaust gas status: IMO Tier 2, RCD 94/25/EC
On request: SAV and BSO for commercial application
- Fuel: DMX fuel to ISO 8217, DIN EN 590

Definition of medium duty operation

- Annual operating hours: $\leq 3,000$
- Percentage of time at full load: $\leq 50\%$
- Average load application: $\leq 70\%$
- Particular operation conditions: no wide-open throttle
below rated speed

Typical applications

- Escort boats and pilot boats
- Fishing boats
- Passenger boats and ferries
- Cruising vessels
- Seagoing patrol boats

MAN engines have outstanding qualities

- High tractive power even at low speeds
- Powerful acceleration and rapid reaction to commands
- High performance combined with low weight
- Compact, space-saving design
- High efficiency owing to low fuel consumption
- Low running costs and long service life
- Low emission values
- World-wide service network with rapid supply of spare parts

Technical features D2842

Type of engine		LE 410	LE 410
Bore	mm	128	128
Stroke	mm	142	142
Displacement	l	21.93	21.93
Compression ratio		13.5:1	13.5:1
Rotation looking on flywheel		left	left
Flywheel housing		SAE 1	SAE 1
Nominal rating ¹⁾		kW (hp)	749 (1,019)
Rated speed	rpm	2,100	2,100
Torque at rated speed	Nm	3,406	3,679
Maximum torque	Nm	3,700	3,800
at speed	rpm	1,300–1,900	1,300–1,700
Specific fuel consumption ²⁾	g/kWh	222	226
Fuel consumption ²⁾	l/h	198	217
Classifiable		✓	✓

1) The rating is according to DIN 3046/1.

2) Consumption at rated power.

Dimensions		LE 410
A-Overall width of engine	mm	1,227
B-Overall length of engine	mm	1,795
C-Overall height of engine	– flat oil pan	1,105
	– deep oil pan	1,216
D-Top of engine to crankshaft centre	mm	685
E-Length of engine from front end to edge of flywheel housing	mm	1,492
Average weight of engine ready for installation (dry)	kg	1,860

For detailed examinations of installation dimensions, please order drawings from our factory.

