

N2.14 Engine

10.3 kW (14 hp) at 3600 rpm

Kubota base engine

Nanni Diesel has forged a strong partnership with Kubota. Kubota engines are known for their robust design, great reliability and excellent longevity. The N2.14 is equipped with a fast preheating system improving start-up time even at low outside temperatures.

New injection system

The N2.14 has less particulate emission and smoke due to the improved combustion and injection system E-TVCS (Environmental-Tri Vortex Combustion System). This combustion chamber design optimises the engine efficiency, resulting in excellent onboard comfort and reduced fuel consumption.


Adaptable

The N2.14 offers several onboard installation options making it suitable for a vast variety of boats.

Technical specifications

Engine base	Kubota
Rated power (kW/hp)*	10.3 / 14
Rated rpm (rpm)*	3600
Displacement (cm ³ /in ³)	479 / 29.23
Number of cylinders	2 in line
Bore and stroke (mm/in)	67 x 68 / 2,64 x 2.68
Compression ratio	23:1
Combustion system	Indirect (E-TVCS)
Intake	Naturally aspirated
Cooling	Closed cooling with heat exchanger
El. equipment / Alternator	12V / 70A
Instrument panel	A4
Transmission	Mechanical gearbox Sail Drive SP60 ratio. 2.38:1
Engine Max. Install. Angle	15° (dynamic)
Certifications	EPA, BSO, SAV, EU-RCD
Dry weight with TMC40 (kg/lb)	92 / 203
Dry weight with Sail Drive (kg/lb)	127 / 280
Connections diameter	
Exhaust (mm/in)	40 / 1.57
Fuel (mm/in)	8 / 0.31
Sea Water (mm/in)	20 / 0.79

* At engine flywheel, according to ISO 8665-1



Main characteristics

- Kubota base engine
- Low rpm
- Space saving
- Light weight

Available transmissions

- TMC40 (mechanical)
- TTMC35A (mechanical) 7°
- Sail Drive SP60 ratio. 2.38:1

Applications

- Sailing boat
- Displacement hulls



N2.14 engine

10.3 kW (14 hp)

Standard equipment

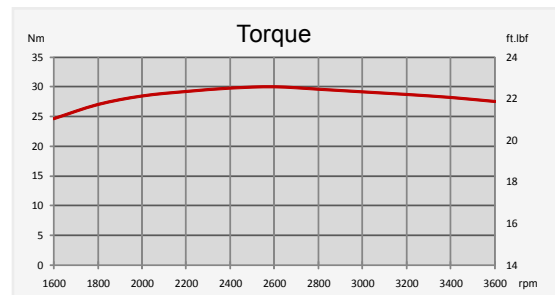
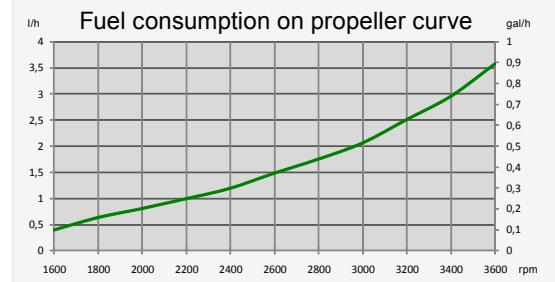
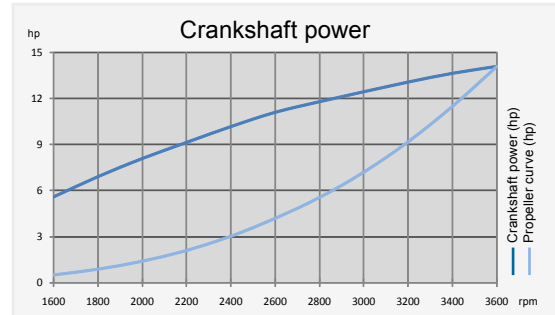
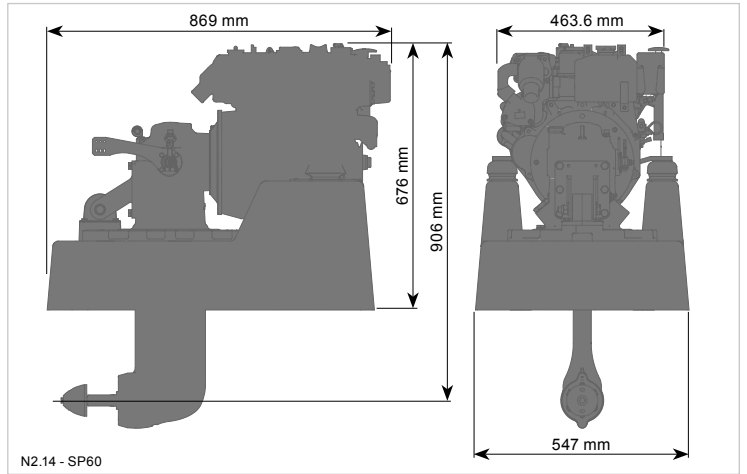
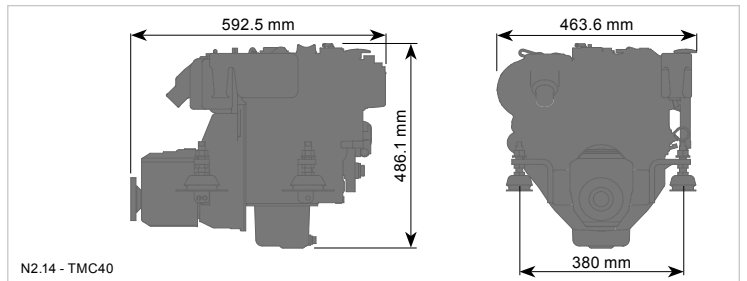

- Polyester frame (for Sail Drive version)
- Warranty certificate
- Fresh Water Cooled Exhaust Manifold
- Exhaust elbow
- Closed cooling with heat exchanger
- 4 meter electrical harness
- Fuel filter
- Oil filter
- Mechanical gearbox or Sail Drive
- Owner's manual
- Sea water pump
- Coolant circulating pump
- In line injection pump
- Fuel feed pump
- Oil extraction pump
- Control cables mounting points
- Flexible engine mounts
- Electrical system 12V
- Thermostat

Optional equipment

- Keel Cooling
- Two pole electrical system
- PTO Pulley
- Remote control
- Sea water hoses
- Fuel hoses
- Sea water filter
- Flexible coupling
- Exhaust system

A4 panel

- Tachometer and hour meter / Voltmeter
- Ignition key / Start button
- Battery charge warning light
- Engine oil pressure warning light
- Water in fuel filter warning light
- Coolant temperature warning light
- Preheating warning light



Nanni Industries S.A.S. France

11, Avenue Mariotte-Zone Industrielle

33260 La Teste France

Tel : + 33 (0)5 56 22 30 60

Fax : +33 (0)5 56 22 30 79

www.nannidiesel.com

Certified ISO by



Your dealer